



15 to 22 GHz


Standard Gain Horn Antenna

WG19

Catalogue number: **QSH-SL-15-22-S-20-R**

Q-par reference: **QMS-00219**

Contents: **Summary**
Antenna Gain
Beamwidth
VSWR



Commercial in Confidence

INTRODUCTION

This report is produced for - 0

The report covers full electrical testing.

MEASURED RESULTS

ANTENNA GAIN

This is calculated by reference to standard gain horn antennas.

The gain measurement is cross checked with reference to the antenna beamwidth with an estimated error of +/- 0.5 dB

SUMMARY OF RESULTS

Frequency (GHz)	15 to 22 GHz
Connector type	SMA jack
VSWR	< 1.6 : 1
Gain	17 to 21dBi
Power Handling	20 Watt c.w.
Weight	346 gms.
Size - max.	69 mm x 49 mm external aperture 156 mm long (inc.mount plate)
Mounting	Mounting Plate 50 mm x 50 mm 4 holes, diameter 4.1, 38 mm centres

ANTENNA GAIN

Q-Par Angus Ltd has calibrated the component(s) below in accordance with documented procedures, using test equipment and standards whose accuracy is traceable to National Standards.

Accuracy - Antenna Patterns +/- 0.5 degree Gain +/- 0.5 dB

Date of Calibration **08-Apr-13**

Q-Par Ref. **D1084A**

Customer **0**

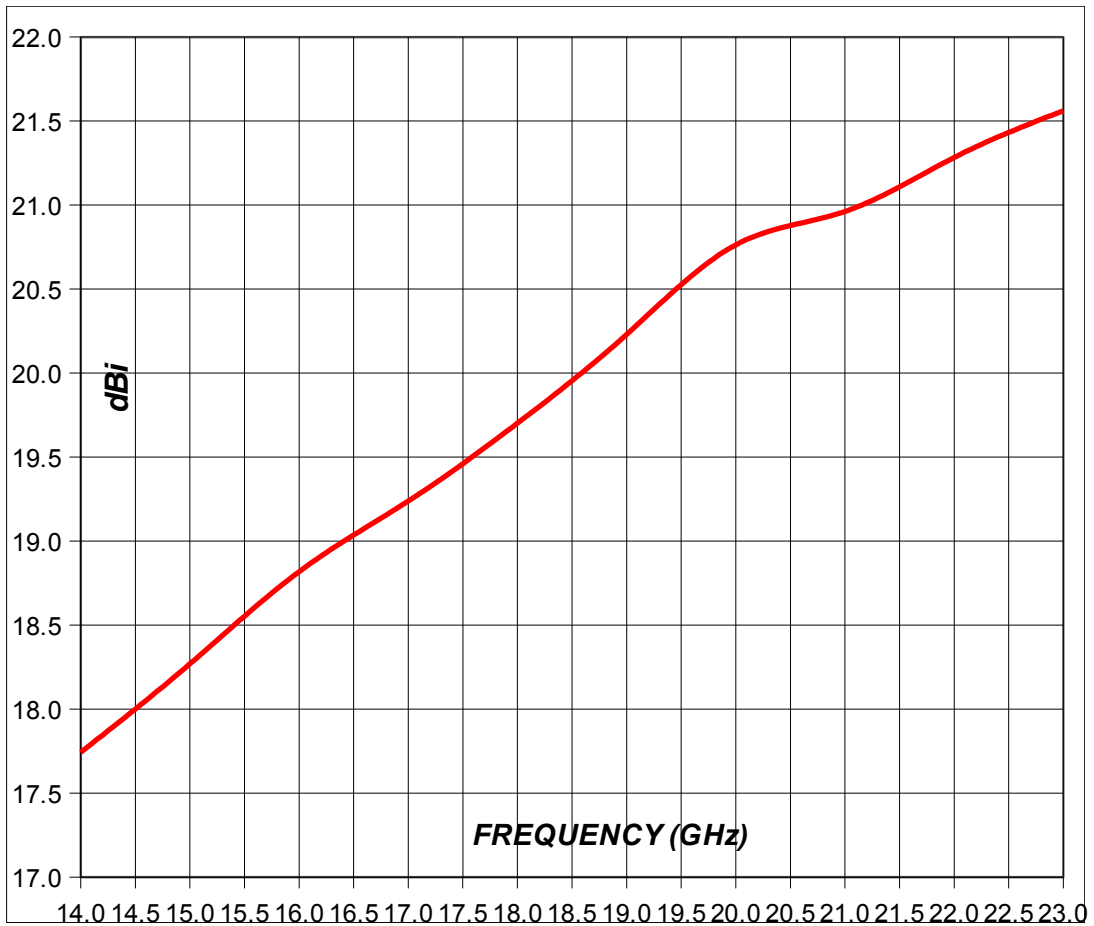
Manufacturer **Q-Par Angus**

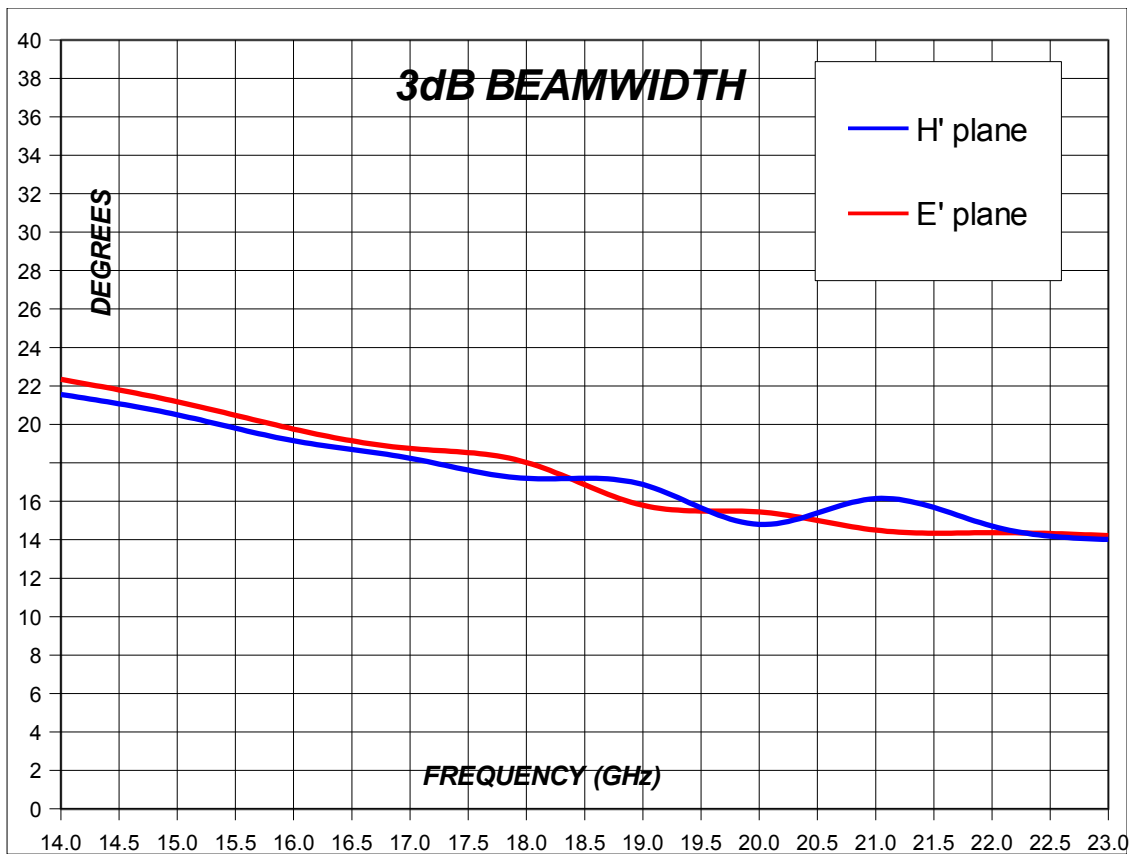
Part No. **QSH19S20S**

Frequency Range **15 to 22 GHz**

Serial No. **4272**

Product **Standard Gain Horn Antenna**





Measured Beamwidths

